

Additel 878

Reference Dry Well Calibrators



- Three models ranging from -40°C to 700°C
- Reference level performance in accuracy, stability and uniformity
- Quick to temperature
- Two-channel readout measures RTDs and TCs, and provides task documentation
- Full HART communicator
- Optional external temperature control
- Wi-Fi and Bluetooth capable
- Color touch screen display
- Quick-Push connectors (PC Option)
- Set point control by reference
- Self-calibration feature
- Optional TPW kit for built-in automatic realization (ADT878-160 only)
- Built-in automatic annealing feature (ADT878-700 only)

OVERVIEW

We are taking temperature calibration to the next level with the Additel 878 Reference Dry Well Calibrators. If you are looking for the best dry well on the market, then look no further! Additel's commitment to continuous improvement, quality and time saving features are on full display in the ADT878 series. With three models to choose from, ranging from -40 to 700°C, you will find the perfect fit for your calibration needs. The Process Calibrator option adds an external reference input, a two-channel readout for UUT's and a full complement of capabilities to help with everything from measuring temperature sensors, to calibrating thermocouples, self-calibrating the Reference Well and configuring HART transmitters. Each unit comes standard with a large touchscreen display, dual-zone control and Additel's commitment to the best customer service in the industry. We are certain that you will be blown away by the outstanding performance of these game-changing Reference Dry Wells!

Process Calibrator Option

Each model can be purchased with our Process Calibrator (PC) option. This option combines the many features found in a fully functional HART documenting process calibrator with the reference grade dry well. This option includes the ability to measure a reference PRT, with virtually any connection type, and two device under test channels which can measure, mA, voltage, switch, RTD or thermocouple. In addition to these measurement functions, this calibrator has full documenting capability of creating tasks, saving as found and as left results, as well as communication with HART-smart transmitters. The process calibrator option also has an on board full HART communicator which allows users to read, configure and calibrate HART transmitters. The snap shot feature allows you to capture all information displayed on the screen with the push of a button. This optional add-on allows for data logging of all channels on an auto step function. By utilizing the reference PRT, you can select to control to the dry well set point using the internal sensor or the external reference PRT.

Self-Calibration

We believe using an external reference probe as your standard is the best way to perform your temperature calibration. But we also recognize this method is not always necessary or convenient and depending on the application, using the internal control sensor would be preferred. Traditionally, the internal control sensor has a wide accuracy which can largely be contributed to its long-term drift. We've built-in a self-calibration feature allowing you to run an automated calibration of the internal control sensor using your external reference. With literally a few selections the calibration will run automatically giving you a fresh, traceable calibration of the control sensor which will improve its accuracy as you will not have to account for its long term drift when used as the reference.

Automation Features

Traditionally, dry wells were simply a stable heat source. To enhance the usability of our Reference Dry Wells, we've added automation features enabling you to utilize these amazing devices as a highly stable heat source, triple point of water maintenance apparatus, and annealing furnace.

Combined with the ADT878-TPW-KIT, the ADT878-160 Reference Dry Well can be used to automatically realize and maintain a triple point of water cell. Traditional methods take time and practice to realize the triple point of water. Additel has now simplified this process with an automatic TPW realization feature. Simply insert the cell and PRT into the Reference Dry Well and run the procedure. The automation in the firmware will alert when the cell is super cooled. Remove the cell and give it a shake and now you can maintain the triple point in the reference well. This is very useful to check the drift of your PRT. For more information, please see our ADT878-TPW-KIT data sheet.

When you purchase our 700°C Reference Dry Well, you will find our automatic annealing feature used to anneal PRTs. We have preconfigured annealing procedures that set the temperature annealing time and cool down rate. This feature, also lets you create your own annealing procedures.

FEATURES

Specification	Display																												
Task	<table border="1"> <thead> <tr> <th>Set point °C</th> <th>Standard °C</th> <th>Indication °C</th> <th>Error °C</th> </tr> </thead> <tbody> <tr> <td colspan="4" style="text-align: center;">Repeat 1</td> </tr> <tr> <td>20.0</td> <td>19.968</td> <td>22.019</td> <td>2.051</td> </tr> <tr> <td>40.0</td> <td>39.875</td> <td>39.497</td> <td>-0.378</td> </tr> <tr> <td>60.0</td> <td>60.015</td> <td>60.067</td> <td>0.052</td> </tr> <tr> <td>80.0</td> <td>80.081</td> <td>81.070</td> <td>0.989</td> </tr> <tr> <td>100.0</td> <td>100.040</td> <td>101.223</td> <td>1.197</td> </tr> </tbody> </table>	Set point °C	Standard °C	Indication °C	Error °C	Repeat 1				20.0	19.968	22.019	2.051	40.0	39.875	39.497	-0.378	60.0	60.015	60.067	0.052	80.0	80.081	81.070	0.989	100.0	100.040	101.223	1.197
Set point °C	Standard °C	Indication °C	Error °C																										
Repeat 1																													
20.0	19.968	22.019	2.051																										
40.0	39.875	39.497	-0.378																										
60.0	60.015	60.067	0.052																										
80.0	80.081	81.070	0.989																										
100.0	100.040	101.223	1.197																										
mA Measurement	<p>19:54 2000-03-04</p> <p>CH1 (-30 ~ 30) mA</p> <p>5.0006 mA</p> <p>INT 10.000</p> <p>10.005 °C</p>																												



Non-PC version PC version



Quick-Push connectors for reference and UUT channels easily accept banana, large and small spade lugs and bare wire connections

Process Calibrator Optional Electronics

FEATURES



Metrology Made Simple

Specification	Display 1	Display 2
Auto Step		
Remote Control		
Data Logging		
HART Communicator		
TPW Cell Realization		

SPECIFICATIONS

Reference Dry Well Specifications

Specification	878-160	878-425	878-700
Temperature Range at 23°C	-40°C to 160°C	33°C to 425°C	33°C to 700°C
Display Accuracy	±0.1°C at Full Range	±0.2°C at Full Range	±0.20°C at 33°C
			±0.20°C at 425°C
			±0.25°C at 660°C
Stability (30 min)	±0.005°C at Full Range	±0.005°C at 100°C	±0.005°C at 100°C
		±0.010°C at 225°C	±0.015°C at 425°C
		±0.015°C at 425°C	±0.030°C at 700°C
Axial Uniformity at 60 mm (2.4 in)	±0.025°C at -40°C	±0.10°C at 100°C	±0.10°C at 100°C
	±0.020°C at 0°C	±0.15°C at 225°C	±0.25°C at 425°C
	±0.050°C at 160°C	±0.25°C at 425°C	±0.40°C at 700°C
Axial Uniformity at 80 mm (3.15 in)	±0.050°C at -40°C	±0.15°C at 100°C	±0.15°C at 100°C
	±0.040°C at 0°C	±0.20°C at 225°C	±0.30°C at 425°C
	±0.050°C at 160°C	±0.30°C at 425°C	±0.60°C at 700°C
Radial Uniformity	±0.01°C at Full Range	±0.025°C at 100°C	±0.025°C at 100°C
		±0.030°C at 225°C	±0.040°C at 425°C
		±0.040°C at 425°C	±0.060°C at 700°C
Loading Effect	±0.08°C (Display Sensor)	±0.05°C (Display Sensor)	±0.02°C at 100°C
			±0.05°C at 425°C
			±0.15°C at 700°C
	±0.010°C (External Sensor)	±0.01°C (External Sensor)	±0.01°C at 100°C
			±0.02°C at 425°C
			±0.03°C at 700°C
Hysteresis (Display Sensor)	0.025°C	0.04°C	0.07°C
Environmental Conditions	8°C to 38°C guaranteed accuracy		
	0°C to 50°C, 0% to 90% RH non-condensing		
Storage Conditions	-20°C to 60°C		
IP Rating	IP20		
Immersion Depth	160 mm (1.30 in)	193 mm (7.60 in)	
Insert OD	31.9 mm (1.26 in)	30.8 mm (1.21 in)	
Heating Time	4 min: -40°C to 23°C	15 min: 23°C to 425°C	25 min: 23°C to 700°C
	10 min: 23°C to 160°C		
Cooling Time	8 min: 160°C to 23°C	24 min: 425°C to 100°C	30 min: 700°C to 100°C
	15 min: 23°C to -40°C	15 min: 100°C to 50°C	15 min: 100°C to 50°C
Typical Time to Stability	10 min		
Resolution	0.001°C		
Units	°C, °F, and K		
Display	6.5 in (165 mm) color touch screen		
Size (H x W x D)	170 x 345 x 330 mm (6.69 x 13.58 x 13.0 in)		
Weight	11.2 kg (24.7 lbs)	9.7 kg (21.4 lbs)	
Power Requirements	90-254 VAC, 45-65 Hz, 580 W	90-254 VAC, 45-65 Hz, 1400 W	
Communication	USB A, USB B, RJ45, WiFi, Bluetooth		
Localization	English, Chinese, Japanese, Russian, German, French, Italian, and Spanish		
Warranty	1 year		

Input Specifications (Process Calibrator [PC] Option)

Specification	Description
Readout Accuracy for 100 ohm PRT (Probe Accuracy Not Included)	$\pm 0.006^{\circ}\text{C}$ at 0°C
	$\pm 0.008^{\circ}\text{C}$ at 50°C
	$\pm 0.009^{\circ}\text{C}$ at 100°C
	$\pm 0.011^{\circ}\text{C}$ at 160°C
	$\pm 0.015^{\circ}\text{C}$ at 300°C
	$\pm 0.019^{\circ}\text{C}$ at 425°C
	$\pm 0.026^{\circ}\text{C}$ at 660°C
	$\pm 0.028^{\circ}\text{C}$ at 700°C
Readout Resolution	0.1 m Ω
Reference Resistance Temperature Measurement Range	-200°C to 962°C
Reference Resistance Accuracy	0 Ω to 50 Ω : $\pm 1.25\text{m}\Omega$
	50 Ω to 400 Ω : $\pm 0.0025\%$ RD
Reference Characterizations	ITS-90, CVD, IEC-751
Reference Measurement Capability	4-wire PRT
Reference Probe Connection	6-pin lemo smart connector and Quick-Push connectors to accept banana, mini-banana, large & small spade lug and bare wire connections
RTD Channels	2 channels. Both accept 2, 3, or 4-wire RTDs
RTD Measurement Accuracy (excl sensor) Compliance	0 Ω to 50 Ω : $\pm 2.5\text{m}\Omega$
	50 Ω to 4000 Ω : $\pm 0.005\%$ RD
RTD Measurement Resolution	0.1m Ω
RTD Measurement Resistance Range	0 Ω to 4K Ω
RTD Characterizations	PT10, PT25, PT50, PT100, PT200, PT500, PT1000, CU10, CU50, CU100, NI100, NI120
RTD Connection	Quick-Push connectors accept banana, mini-banana, large & small spade lug and bare wire connections
TC Channel	2
TC Measurement Channels	Accepting S, R, K, B, N, E, J, T, C, D, G, L, and U
TC Range	-75 mV to 75 mV
TC Resolution	0.1 μV
TC Voltage Accuracy	0.01% RD + 5 μV
Internal CJC Accuracy	$\pm 0.2^{\circ}\text{C}$ (ambient from 0°C to 50°C)
Current Range	-30 mA to 30 mA
Current Accuracy	0.01% RD + 2 μA
Current Resolution	0.1 μA , Input Impedance: < 10 Ω



Metrology Made Simple

Specification	Description
Voltage Range	-30 V to 30 V
Voltage Accuracy	$\pm 0.01\%$ RD + 0.6 mV
Voltage Resolution	0.1 mV; Input impedance: >1M Ω
Switch Test	Mechanical or Electrical
DC 24V Output	24 V $\pm 0.5\text{ V}$, MAX 60 mA
Hart Communicator	Read, configure and calibrate HART devices - DD files updated periodically Optional - (order ADT875PC)
Documentation	Up to 1,000 tasks which store up to 10 results each containing as found and as left data. Snap shot feature allows for screen captures. Records auto step and ramp functions.
Temperature Coefficient 0°C to 13°C and 33°C to 50°C	ADT878 (PC)-160: $\pm 0.005^{\circ}\text{C}/^{\circ}\text{C}$
	ADT878 (PC)-425/700: $\pm 0.005^{\circ}\text{C}/^{\circ}\text{C}$
	Ref Readout: $\pm 1\text{ ppm FS}/^{\circ}\text{C}$
	RTD Readouts: $\pm 1\text{ ppm FS}/^{\circ}\text{C}$
	TC Readouts: $\pm 5\text{ ppm FS}/^{\circ}\text{C}$
	Current: $\pm 5\text{ ppm FS}/^{\circ}\text{C}$
Voltage: $\pm 5\text{ ppm FS}/^{\circ}\text{C}$	

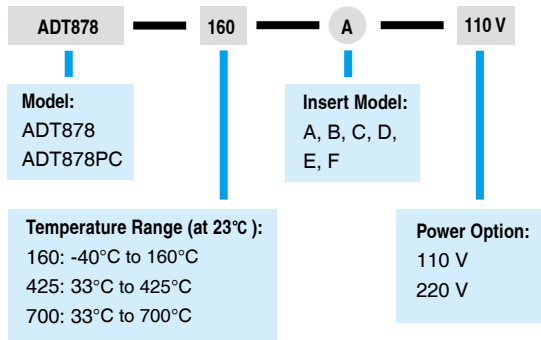
TC Measurement Specification and Calculation (Process Calibrator [PC] Option)

TC Type	Temperature ($^{\circ}\text{C}$)	Error ($^{\circ}\text{C}$) ^[1]	TC Type	Temperature ($^{\circ}\text{C}$)	Error ($^{\circ}\text{C}$) ^[1]
B	250	± 1.99	T	-200	± 0.28
	300	± 1.65		-40	± 0.14
	425	± 1.18		0	± 0.13
	660	± 0.81		160	± 0.11
	700	± 0.77		300	± 0.11
	1768	± 0.56		400	± 0.11
K	-200	± 0.29	N	-200	± 0.46
	-40	± 0.13		-40	± 0.20
	0	± 0.13		0	± 0.19
	160	± 0.14		160	± 0.17
	300	± 0.15		300	± 0.17
	425	± 0.16		425	± 0.17
	660	± 0.18		660	± 0.19
	700	± 0.19		700	± 0.19
E	1000	± 0.31	S	1000	± 0.27
	-200	± 0.16		-50	± 1.25
	-40	± 0.09		-40	± 1.17
	0	± 0.09		0	± 0.93
	160	± 0.08		160	± 0.63
	300	± 0.09		300	± 0.57
	425	± 0.10		425	± 0.55
	660	± 0.12		660	± 0.54
J	700	± 0.13	R	700	± 0.53
	1000	± 0.17		1768	± 0.66
	-210	± 0.22		-50	± 1.33
	-40	± 0.10		-40	± 1.23
	0	± 0.10		0	± 0.95
	160	± 0.11		160	± 0.61
	300	± 0.12		300	± 0.54
	425	± 0.13		425	± 0.51
J	660	± 0.14	660	± 0.48	
	700	± 0.14	700	± 0.48	
	1000	± 0.21	1768	± 0.58	

[1] Excluding cold junction compensation errors.

Ordering Information

Model Number

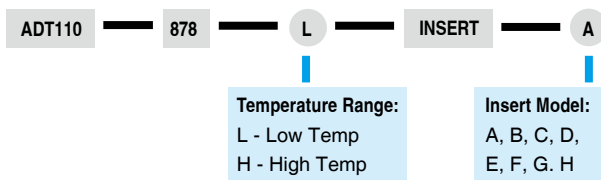


Accessories

Standard Accessories

Model	Quantity	Picture
Reference Dry Well and selected insert	1 pc.	
Power cable	1 pc.	
USB Cable	1 pc.	
Insert removal tool	1 pc.	
Thermal Shield (ADT878/PC-425/700 only)	1 pc.	
Silica gel plugs (ADT878/PC-160 only)	1 set (3 pcs.)	
Insulation plug (ADT878/PC-160 only)	1 pc.	
Test leads (ADT878PC only)	2 sets (4 pcs.)	
Certificate of calibration	1 pc.	
CD Manual	1 pc.	

Insert Ordering Information



Optional Accessories

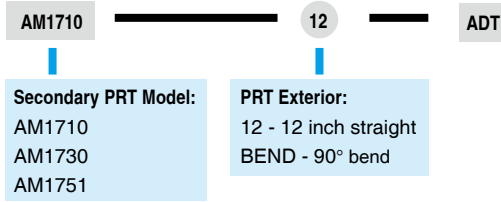
Model	Description	Picture
9915-875	Carry case for ADT878 with wheels	
ADT110-878-X-INSERT-X	Insert for ADT878, see insert ordering information on the next page	
AM17XX-12-ADT	Secondary PRT with dry well connector, see PRT information on the next page	
AM17XX-BEND-ADT	Bend Secondary PRT with dry well connector, see PRT information on the next page	
9070	Smart connector for reference PRT used with ADT878 Dry Well Calibrator	
9071	Connector Adapter from smart connector to 4-wire with gold-plated spades for ADT878 Dry Well Calibrator	
9072	Smart connector with clamps for reference PRT used with ADT878 Dry Well Calibrator	
9080	CJC Cable Kit (includes TC to Plug, TC to TC, TC to Banana, and B,E,J,K,N,R,S,T,U cables)	
ADT878-TPW-KIT	Triple point of water cell kit (see ADT878-TPW-KIT for details)	

Insert Information

Insert Information			
Model	Specification	Model	Specification
A	High Temp	E	High Temp
	Low Temp		Low Temp
B	High Temp	F	High Temp
	Low Temp		Low Temp
C	High Temp	G	High Temp
	Low Temp		Low Temp
D	High Temp	H	High Temp
	Low Temp		Low Temp

* Updated insert information at www.additel.com

■ Secondary PRT Ordering Information



■ Secondary PRT Information

Specification	AM1710 Series	AM1730 Series	AM1751 Series
Temperature Range	-60°C to 160°C	-200°C to 420°C	-200°C to 670°C
Resistance at 0°C	Nominal 100Ω		
Temperature Coefficient	0.003925 Ω / Ω / °C		
Accuracy	±0.025°C at -40°C ±0.015°C at 0.01°C ±0.025°C at 160°C	±0.025°C at -196°C ±0.015°C at 0.01°C ±0.035°C at 420°C	±0.025°C at -196°C ±0.015°C at 0.01°C ±0.035°C at 420°C ±0.05°C at 661°C
Drift	±0.01°C at TPW after 100 hours at 160°C	±0.01°C at TPW after 100 hours at 420°C	±0.01°C at TPW after 100 hours at 661°C
Short Term Stability	±0.007°C		
Thermal Shock	±0.005°C after 10 times thermal cycles from minimum to maximum temperatures		
Hysteresis	≤0.005°C		
Self-heating	50 mW/°C		
Response Time	9 seconds for 63% response to step change in water moving at 3 feet per second		
Measurement Current	0.5 mA or 1 mA		
Sensor Length	32 mm		
Sensor Location	5 mm from tip		
Insulation Resistance	>1000 MΩ at room temperature		
Sheath Material	Stainless Steel	Inconel™	
Dimension	AM1710-12-ADT 0.25 in dia X 12 in (6.35 mm X 305 mm)	AM1730-12-ADT 0.25 in dia X 12 in (6.35 mm X 305 mm)	AM1751-12-ADT 0.25 in dia X 12 in (6.35 mm X 305 mm)
	AM1710-BEND-ADT 0.25 in dia X 12 in (6.35 mm X 305 mm), 90° bend at 7.4 inch (190 mm) from probe end	AM1730-BEND-ADT 0.25 in dia X 12 in (6.35 mm X 305 mm), 90° bend at 9.6 inch (245 mm) from probe end	AM1751-BEND-ADT 0.25 in dia X 12 in (6.35 mm X 305 mm), 90° bend at 9.6 inch (245 mm) from probe end
External Leads	Teflon™ –insulated copper wire, 4 leads, 2.5 meters		
Handle Dimension	15 mm (OD) x 65 mm (L)		
Handle Temperature Range ^[1]	-50°C to 160°C	-50°C to 180°C	
Optional Calibration	NIST traceable calibration and data available per request		

[1] Handle temperature outside this range will cause damage to the probe.
* PRT Information from www.accumac.com